
Ontario Drinking-Water Systems Regulation O. Reg. 170/03
OPTIONAL ANNUAL REPORT TEMPLATE

Drinking-Water System Number:
Drinking-Water System Name:
Drinking-Water System Owner:
Drinking-Water System Category:
Period being reported:

220003449
Beachburg Water Treatment Plant
Township of Whitewater Region
Large Municipal Residential System
January 01, 2010 to December 31, 2010

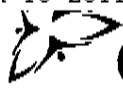
<p><u>Complete if your Category is Large Municipal Residential or Small Municipal Residential</u></p> <p>Does your Drinking-Water System serve more than 10,000 people? Yes [] No [x]</p> <p>Is your annual report available to the public at no charge on a web site on the Internet? Yes [] No [x]</p> <p>Location where Summary Report required under O. Reg. 170/03 Schedule 22 will be available for inspection.</p> <table border="1" style="width: 100%;"> <tr> <td>Township of Whitewater Region Municipal Office 44 Main Street Cobden, Ontario K0J1K0</td> </tr> </table>	Township of Whitewater Region Municipal Office 44 Main Street Cobden, Ontario K0J1K0	<p><u>Complete for all other Categories.</u></p> <p>Number of Designated Facilities served: <input style="width: 100px; height: 20px;" type="text"/></p> <p>Did you provide a copy of your annual report to all Designated Facilities you serve? Yes [] No []</p> <p>Number of Interested Authorities you report to: <input style="width: 100px; height: 20px;" type="text"/></p> <p>Did you provide a copy of your annual report to all Interested Authorities you report to for each Designated Facility? Yes [] No []</p>
Township of Whitewater Region Municipal Office 44 Main Street Cobden, Ontario K0J1K0		

Note: For the following tables below, additional rows or columns may be added or an appendix may be attached to the report

List all Drinking-Water Systems (if any), which receive all of their drinking water from your system:

Drinking Water System Name	Drinking Water System Number
Beachburg Well Supply	220003449

Did you provide a copy of your annual report to all Drinking-Water System owners that are connected to you and to whom you provide all of its drinking water?
Yes [x] No []



Ontario Drinking-Water Systems Regulation O. Reg. 170/03

Indicate how you notified system users that your annual report is available, and is free of charge.

- Public access/notice via the web
 Public access/notice via Government Office
 Public access/notice via a newspaper
 Public access/notice via Public Request
 Public access/notice via a Public Library
 Public access/notice via other method _____

Describe your Drinking-Water System

The Beachburg Water Treatment Plant, located at 31 Robertson Drive, was constructed in 1994 upgrading an older facility which was built in 1955. The new treatment system provides coagulation using Alum and for the precipitation of iron by utilizing pre-chlorination, sedimentation and filtration. Sedimentation is enhanced by the use of tube settlers and filtration is accomplished using two dual media Sand - Anthracite filters. The prechlorination also provides primary disinfection and distribution system chlorine residual.

A dug well, measuring 12 ft. diameter and 25 ft. deep, serves as the main water source and an 8 inch casing drilled well, constructed in 1994, serves as a backup water source. A 150,000 gallon clearwell provides reserve supply and a standby generator ensures continuous operation and control during power outages. The Town's distribution system consists of 10 kilometers of water main.

Plant upgrades in 2008 included installation of a new PLC, new treated water flow meter, new chemical dosing systems, filter to waste capability, and sludge settling tank supernatant return to Jackson Lake.

List all water treatment chemicals used over this reporting period

Sodium Hypochlorite	- Brenntag Canada Inc.	- Sodium Hypochlorite 12 %
Pre-hydrolyzed Aluminum Sulphate	- Kemira Ltd.	- Liquid

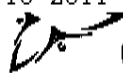
Were any significant expenses incurred to?

- Install required equipment
 Repair required equipment
 Replace required equipment

Please provide a brief description and a breakdown of monetary expenses incurred

Provide details on the notices submitted in accordance with subsection 18(1) of the Safe Drinking-Water Act or section 16-4 of Schedule 16 of O.Reg.170/03 and reported to Spills Action Centre

Incident Date	Parameter	Result	Unit of Measure	Corrective Action	Corrective Action Date
03/30/10	Total Coliform	4	Cts/100 ml	Resample	03/31/10
04/07/10	Total Coliform	2	Cts/100 ml	Resample	04/08/10
08/12/10	Distribution Free chlorine > 4.0 mg/l	78	Mg/l	Flush lines and retest	8/12/10


Ontario Drinking-Water Systems Regulation O. Reg. 170/03

Microbiological testing done under the Schedule 10, 11 or 12 of Regulation 170/03, during this reporting period.

	Number of Samples	Range of E.Coli Or Fecal Results (min #)-(max #)	Range of Total Coliform Results (min #)-(max #)	Number of HPC Samples	Range of HPC Results (min #)-(max #)
Raw Dug Well	52	0 - 0	0 - 5		
Raw Drilled Well	52	0 - 0	0 - 0		
Treated	52	0 - 0	0 - 0	52	0 - 54
Distribution	106	0 - 0	0 - 4	106	< 2 - 40

Operational testing done under Schedule 7, 8 or 9 of Regulation 170/03 during the period covered by this Annual Report.


	Number of Grab Samples	Range of Results (min #)-(max #)
Turbidity Filter Effluent	8760	0.03 - 0.18 NTU
Turbidity Treated Water	8760	0.02 - 0.27 NTU
Chlorine Treated Water	8760	0.60 - 1.21 Mg/l
Chlorine Distribution System	371	0.30 - 0.93 Mg/l
Fluoride (If the DWS provides fluoridation)		

NOTE: For continuous monitors use 8760 as the number of samples.

NOTE: Record the unit of measure if it is not milligrams per litre.

Summary of additional testing and sampling carried out in accordance with the requirement of an approval, order or other legal instrument.

Date of legal instrument issued	Parameter	Date Sampled	Result	Unit of Measure
Reg. 170/03	Raw Turbidity Dug Well	Jan/10	0.46	NTU
"	"	Feb/10	0.51	NTU
"	"	Mar/10	0.58	NTU
"	"	Apr/10	0.53	NTU
"	"	May/10	0.54	NTU
"	"	Jun/10	1.1	NTU
"	"	Jul/10	1.7	NTU
"	"	Aug/10	0.38	NTU
"	"	Sep/10	0.40	NTU
"	"	Oct/10	0.55	NTU
"	"	Nov/10	0.39	NTU
"	"	Dec/10	0.56	NTU



Ontario Drinking-Water Systems Regulation O. Reg. 170/03


Date of legal instrument issued	Parameter	Date Sampled	Result	Unit of Measure
Reg. 170/03	Raw Turbidity Drilled Well	Jan/10	3.3	NTU
"	"	Feb/10	3.1	NTU
"	"	Mar/10	4.8	NTU
"	"	Apr/10	4.7	NTU
"	"	May/10	2.2	NTU
"	"	Jun/10	2.8	NTU
"	"	Jul/10	2.5	NTU
"	"	Aug/10	1.0	NTU
"	"	Sep/10	2.4	NTU
"	"	Oct/10	2.6	NTU
"	"	Nov/10	3.5	NTU
"	"	Dec/10	1.5	NTU

C of A # 4328-7L4MLK Nov. 21, 2008	Sludge Settling Tank S.S	Jan 12/10	0.9	Mg/l
"	"	Apr 09/10	1.1	Mg/l
"	"	Jul 14/10	2.3	Mg/l
"	"	Oct 14/10	1.2	Mg/l

Summary of Inorganic parameters tested during this reporting period or the most recent sample results

Parameter	Sample Date M/D/Y	Result Value	Unit of Measure	Exceedance
Antimony	01/06/09	< 0.0001	Mg/l	No
Arsenic	01/06/09	0.0001	Mg/l	No
Barium	01/06/09	0.053	Mg/l	No
Boron	01/06/09	< 0.005	Mg/l	No
Cadmium	01/06/09	< 0.00002	Mg/l	No
Chromium	01/06/09	< 0.002	Mg/l	
*Lead	01/06/09		Mg/l	No
Mercury	01/06/09	< 0.00002	Mg/l	No
Selenium	01/06/09	0.0009	Mg/l	No
Sodium	01/06/09	6.6	Mg/l	
Uranium	01/06/09	< 0.00005	Mg/l	No
Fluoride	01/06/09	0.2	Mg/l	No
Nitrite	01/11/10	< 0.1	Mg/l	No
Nitrate	01/11/10	0.2	Mg/l	No
Nitrite	04/07/10	< 0.1	Mg/l	No
Nitrate	04/07/10	0.2	Mg/l	No
Nitrite	07/14/10	< 0.2	Mg/l	No
Nitrate	07/14/10	0.2	Mg/l	No
Nitrite	10/13/10	< 0.12	Mg/l	No
Nitrate	10/13/10	0.2	Mg/l	No

*only for drinking water systems testing under Schedule 15.2; this includes large municipal non-residential systems, small municipal non-residential systems, non-municipal seasonal residential systems, large non-municipal non-residential systems, and small non-municipal non-residential systems


Ontario Drinking-Water Systems Regulation O. Reg. 170/03

Summary of lead testing under Schedule 15.1 during this reporting period
(applicable to the following drinking water systems; large municipal residential systems, small municipal residential systems, and non-municipal year-round residential systems)

Location Type	Number of Samples	Range of Lead Results (min#) – (max #)	Number of Exceedances
Plumbing			
Distribution	4	< 0.00002 – 0.00006	None

Summary of Organic parameters sampled during this reporting period or the most recent sample results

Parameter	Sample Date	Result Value	Unit of Measure	Exceedance
Alachlor	01/06/09	< 0.3	Ug/l	No
Aldicarb	01/06/09	< 3	Ug/l	No
Aldrin + Dieldrin	01/06/09	< 0.2	Ug/l	No
Atrazine + N-dealkylated metabolites	01/06/09	< 0.5	Ug/l	No
Azinphos-methyl	01/06/09	< 1	Ug/l	No
Bendiocarb	01/06/09	< 3	Ug/l	No
Benzene	01/06/09	< 0.5	Ug/l	No
Benzo(a)pyrene	01/06/09	< 0.005	Ug/l	No
Bromoxynil	01/06/09	< 0.3	Ug/l	No
Carbaryl	01/06/09	< 3	Ug/l	No
Carbofuran	01/06/09	< 1	Ug/l	No
Carbon Tetrachloride	01/06/09	< 0.2	Ug/l	No
Chlordane (Total)	01/06/09	< 0.4	Ug/l	No
Chlorpyrifos	01/06/09	< 0.5	Ug/l	No
Cyanazine	01/06/09	< 0.5	Ug/l	No
Diazinon	01/06/09	< 1	Ug/l	No
Dicamba	01/06/09	< 5	Ug/l	No
1,2-Dichlorobenzene	01/06/09	< 0.1	Ug/l	No
1,4-Dichlorobenzene	01/06/09	< 0.2	Ug/l	No
Dichlorodiphenyltrichloroethane (DDT) + metabolites	01/06/09	< 0.1	Ug/l	No
1,2-Dichloroethane	01/06/09	< 0.1	Ug/l	No
1,1-Dichloroethylene (vinylidene chloride)	01/06/09	< 0.1	Ug/l	No
Dichloromethane	01/06/09	< 0.3	Ug/l	No
2-4 Dichlorophenol	01/06/09	< 0.1	Ug/l	No
2,4-Dichlorophenoxy acetic acid (2,4-D)	01/06/09	< 5	Ug/l	No
Diclofop-methyl	01/06/09	< 0.5	Ug/l	No
Dimethoate	01/06/09	< 1	Ug/l	No
Dinoseb	01/06/09	< 0.5	Ug/l	No
Diquat	01/06/09	< 5	Ug/l	No
Diuron	01/06/09	< 5	Ug/l	No
Glyphosate	01/06/09	< 25	Ug/l	No
Heptachlor + Heptachlor Epoxide	01/06/09	< 0.1	Ug/l	No
Lindane (Total)	01/06/09	< 0.1	Ug/l	No
Malathion	01/06/09	< 5	Ug/l	No
Methoxychlor	01/06/09	< 0.1	Ug/l	No



Ontario Drinking-Water Systems Regulation O. Reg. 170/03

Metolachlor	01/06/09	< 3	Ug/l	No
Metribuzin	01/06/09	< 3	Ug/l	No
Monochlorobenzene	01/06/09	< 0.2	Ug/l	No
Paraquat	01/06/09	< 1	Ug/l	No
Parathion	01/06/09	< 3	Ug/l	No
Pentachlorophenol	01/06/09	< 0.1	Ug/l	No
Phorate	01/06/09	< 0.1	Ug/l	No
Picloram	01/06/09	< 5	Ug/l	No
Polychlorinated Biphenyls(PCB)	01/06/09	< 0.05	Ug/l	No
Prometryne	01/06/09	< 0.1	Ug/l	No
Simazine	01/06/09	< 0.5	Ug/l	No
THM (NOTE: show latest annual average)	10/13/10	37.5	Ug/l	No
Temephos	01/06/09	< 10	Ug/l	No
Terbufos	01/06/09	< 0.3	Ug/l	No
Tetrachloroethylene	01/06/09	< 0.2	Ug/l	No
2,3,4,6-Tetrachlorophenol	01/06/09	< 0.1	Ug/l	No
Triallate	01/06/09	< 10	Ug/l	No
Trichloroethylene	01/06/09	< 0.1	Ug/l	No
2,4,6-Trichlorophenol	01/06/09	< 0.1	Ug/l	No
2,4,5-Trichlorophenoxy acetic acid (2,4,5-T)	01/06/09	< 10	Ug/l	No
Trifluralin	01/06/09	< 0.5	Ug/l	No
Vinyl Chloride	01/06/09	< 0.2	Ug/l	No

List any Inorganic or Organic parameter(s) that exceeded half the standard prescribed in Schedule 2 of Ontario Drinking Water Quality Standards.

Parameter	Result Value	Unit of Measure	Date of Sample

February 25, 2011

David Simmons

For

Plants Department

Township of Whitewater region