

Emergency Survival Match and Colour

Hey Kids! Draw a line to match the words to the items in the picture. These all need to be part of your emergency survival kit.

Preparing A Family Emergency Plan

1. Choose an out-of-town contact who you can call or e-mail to check in with
2. Establish a meeting place away from your home
3. Assemble an emergency survival kit (see the other side of activity sheet)
4. Learn about your community's emergency management program by contacting your Community Emergency Management Coordinator
5. Learn about the emergency plans in place at your child's school or daycare

ANSWERS
 Down
 1. warning
 3. response
 5. plan
 6. emergency
 4. flashlight
 9. batteries
 7. crank
 11. kit
 9. water
 12. first
 13. survival
 10. EMO

WORD SCRAMBLE
 tornado
 forest fire
 ice storm
 earthquake
 flood
 power failure

Emergency Preparedness Starts with You!

Across

3. Find out about your community's emergency _____ plan
5. Your family should develop an emergency _____
6. Can happen anytime and anywhere
9. Used to attract attention
11. Emergency survival _____
12. If someone gets hurt you need a _____ -aid kit
13. Your pets need an emergency _____ kit

Down

1. This may be issued during a severe storm
2. Keep a three-day supply of _____
4. Used in the dark
6. Radio and extra _____
7. Type of radio that requires no batteries
9. Keep a three-day supply of bottled _____
10. Emergency Management Ontario



Is it an emergency? Spinner Game.

Instructions

Ages
6-12

www.ontario.ca/emo

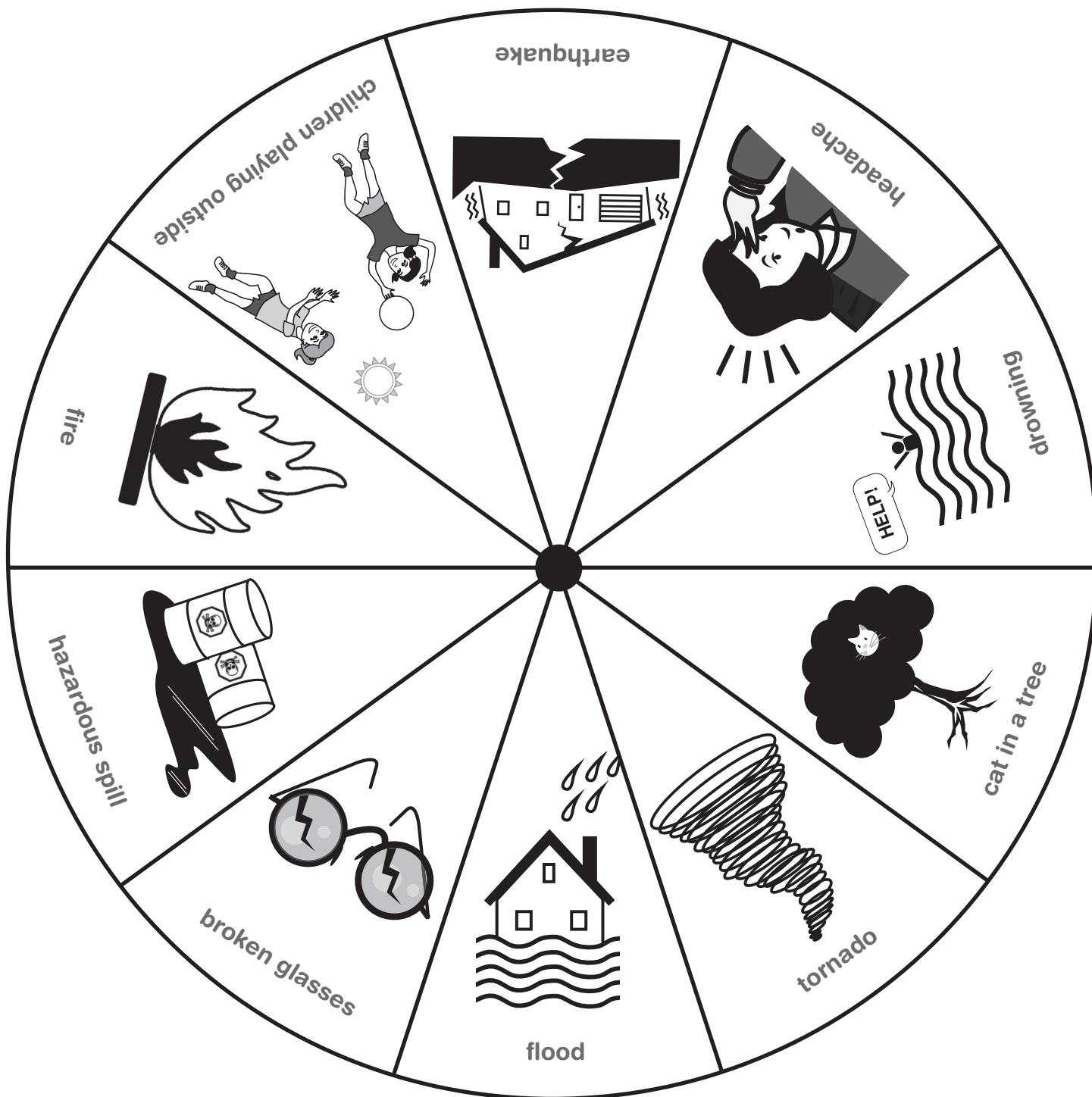
- Print a copy of *Is it an Emergency? Spinner Game*.
- Take a paper clip and straighten one end.
- Position looped end of paper clip in centre of spinner and hold there with the tip of a pencil. Flick the straight end of the paper clip to spin.
- Divide into two teams. Flip a coin to establish which team will have the first spin.
- At each turn, one team member must spin the paper clip. When it lands on a picture, the team member must identify the situation as being an emergency or a non-emergency and then must explain their answer.
- Example: The spinner lands on a picture of a fire. It is an emergency because it is likely to cause damage to property and put people in danger.
- If a player lands on the same section twice, they should spin again until they land on a different section.
- Score 1 point for identifying the situation correctly and 1 point for a correct explanation. First team to 10 wins!



Is it an emergency? Spinner Game.

Ages
6-12

www.ontario.ca/emo





Emergency Survival Kit Card Game Instructions

Ages
6-12

www.ontario.ca/emo

Emergency Survival Kit Card Game

For 2 to 6 Players

Object: To collect the most pairs of cards by the end of the game.

Set up: Each card has the picture of an item that belongs in an Emergency Survival Kit or Pet Emergency Survival Kit.

Print two or more copies of the Emergency Survival Kit cards.
Cut along the dotted lines and mix them, face down.

Deal each player 5 cards and place the remaining cards face down in a draw pile.

Playing: Player 1 to the left of the dealer begins by asking any other player for a card matching one he/she already holds in his/her hand.

If the player they asked has that card, they must give it to player 1. Player 1 then takes the matching card from his or her hand and puts both cards face up in front of him or her. They now take another turn, asking any player for any other card that they have in their hand. They continue to do so as long as they get the card they asked for from any player.

When a player does NOT have the card asked for, player 1 must take the card on top of the draw pile.

If it is the card he/she was looking for, player 1 will lay down the pair and pick up two new cards from the draw pile. If it does not match, they must keep the card in their hand.

The player to the left of player 1 now takes his or her turn and the game continues as above, in a clockwise direction.

Ending and winning the game: When there are no more cards left in the draw deck, players continue to ask for cards until one player is out of cards. Each player now counts how many pairs of cards they matched. The player with the most pairs wins.


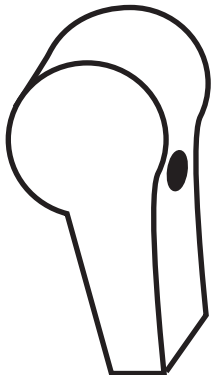


Emergency Survival Kit Card Game

Ages
6-12

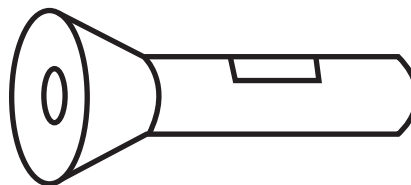

www.ontario.ca/emo

whistle




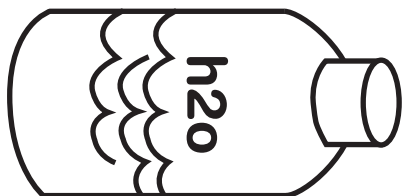
first aid kit

radio



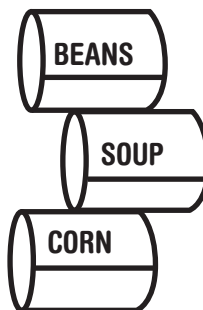

flash light

water



candle
and matches

clothes



canned food



Emergency Survival Kit Card Game

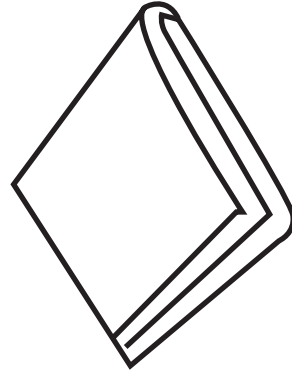
Ages
6-12

www.ontario.ca/emo

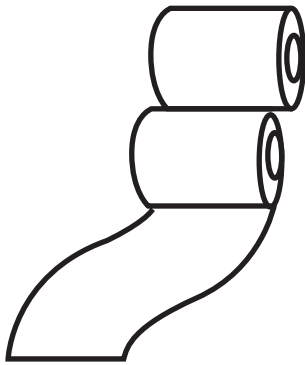
money




blankets



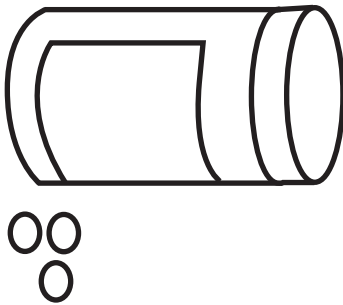
toilet paper



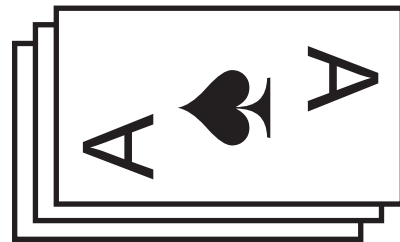
keys




medication




cards



batteries



kitty litter



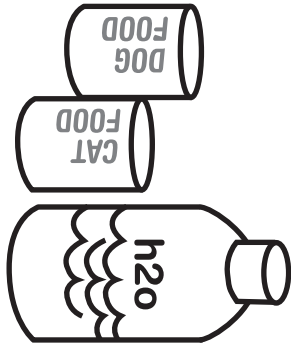


Emergency Survival Kit Card Game

Ages
6-12



www.ontario.ca/emo

pet food
and water



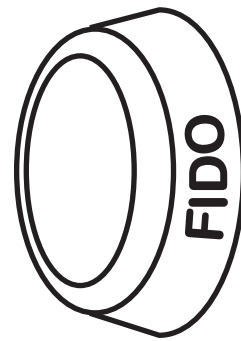
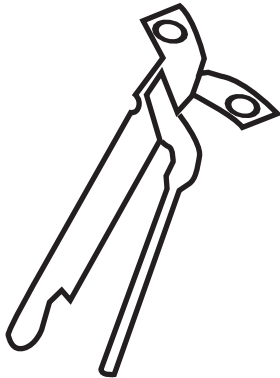
dog leash

pet carrier



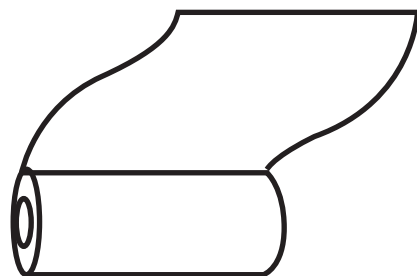
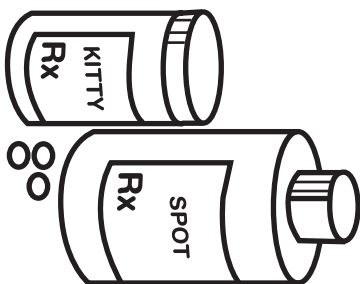
pet ID tags

can opener



pet's dish

pet medicine



paper towels



Pets and Emergencies Crossword Puzzle

Ages
9+

www.ontario.ca/emo

Read the clues and fill in the answers about pets and emergencies



1. Two things any animal needs to survive.



2. Keep them warm with a _____.



3. Hold on to this so your dog won't run away.



4. One of these will help others to recognize your pet if it is missing.



5. Use this and let your pet get off its feet.



6. Remember that your pet might want to play with a _____.




7. Pack this if you have a sick pet.



8. These will come in handy for food and water.



9. An _____ with your phone number and veterinarian's information will help if your pet gets lost.



1. food and water 2. blanket 3. leash 4. photo 5. carrier 6. toy 7. medication 8. bowls 9. ID tag



Water Safety Quiz

Ages
9+

www.ontario.ca/emo

Write T (true) or F (false)
beside each statement below.

- _____ 1. The most common location for infant drownings is in the bathtub.
- _____ 2. You can only drown in deep water.
- _____ 3. Drowning takes 15-20 minutes to happen.
- _____ 4. Life jackets save lives.
- _____ 5. It is a good idea to have emergency equipment including a first aid kit and a phone close to swimming areas.
- _____ 6. It is okay to drink alcohol before and during swimming and boating.
- _____ 7. Children should always have adult supervision when swimming or playing in and around water.
- _____ 8. It's okay to leave your life jacket un-zipped.
- _____ 9. Backyard pools should be fenced and have self-locking latches (ones that children can't open from outside).
- _____ 10. Taking swimming lessons will help you to stay safer in water.



Water Safety Quiz-Answers

Ages
9+

www.ontario.ca/emo

1. **TRUE** - The most common location for infant drownings is the bathtub.
2. **FALSE** - A small child can drown in only a few inches of water – enough to cover the mouth and nose.
3. **FALSE** - Drowning can occur in less time than it takes to take this quiz.
4. **TRUE** - Life jackets save lives.
5. **TRUE** - It is a good idea to have emergency equipment including a first aid kit and a phone close to swimming areas.
6. **FALSE** - Alcohol should never be mixed with swimming or boating.
7. **TRUE** - Children should always have adult supervision when swimming or playing in or around water.
8. **FALSE** - You must be wearing a life jacket properly for it to be effective.
9. **TRUE** - Backyard pools should be fenced and have self-locking latches (ones that children can't open from outside).
10. **TRUE** - Taking swimming lessons will help you to stay safer in the water.

Hey Parents....

Emergencies can happen at anytime. In an emergency you and your family could be without access to stores, electricity, running water and other critical supplies for hours or even days. Local, provincial and federal officials prepare for the unexpected, and so can you.

Prepare An Emergency Survival Kit

In the event of an emergency, everyone should be prepared to take care of themselves and their families for up to three days. The checklist below recommends items you should have in your emergency survival kit. Every member of the household should know where the kit is kept.

Emergency Survival Checklist*

*Three-day supply per person

- Flashlight and batteries
- Radio and batteries or crank radio
- Spare batteries (for radio or flashlight)
- First-aid kit
- Candles and matches/lighter
- Extra car keys and cash
- Important papers (identification)
- Food and bottled water
- Clothing and footwear
- Blankets or sleeping bags
- Toilet paper and other personal items
- Medication
- Backpack/duffel bag (to hold all of the emergency survival items)
- Whistle (to attract attention, if needed)
- Playing cards, games

For additional information on preparing an emergency survival kit visit our website www.ontario.ca/emo

Can you find the hidden emergency survival words in the puzzle?

- | | |
|------------|--------------|
| BACKPACK | HAZARDS |
| BATTERIES | MATCHES |
| CANDLES | MEDICATION |
| CASH | MITIGATION |
| CLOTHING | PREPAREDNESS |
| DISASTER | PREVENTION |
| EMERGENCY | RECOVERY |
| FLASHLIGHT | RESPONSE |
| FOOD | WATER |
| FOOTWEAR | WHISTLE |
| GAMES | |



Know What To Do If You Are Asked To Evacuate

- Leave immediately
- Take your emergency survival kit with you
- Listen to the radio and follow the instructions of local officials
- If you are instructed to do so, shut off your water, gas and electricity
- Wear shoes and clothing appropriate for the conditions
- Lock your home
- Use the travel routes specified by authorities (taking a shortcut could take you to a blocked or dangerous area)

Pet Emergency Survival Kits



Pets are part of our families. Below are the items you should include in a pet emergency kit:

- Food, water, bowls, paper towel and can opener
- Blanket and small toy
- Sturdy leash and harness
- Cat litter/pan (if required) and plastic bags
- Carrier for transporting your pet
- Medications and medical records (including vaccination information)
- Up-to-date ID tag with your phone number and name/phone number of your veterinarian
- Copy of license (if required)
- Muzzle (if required)



Unscramble the disaster...

- daornot

- orefts irfe

- cei rmots

- rtheauakeq

- loodf

- woper ilfaure